

INVEST IN THE BEST



PRODUCT BROCHURE - 2024



CONTENTS:

<u>Plate Loaded</u>	5 - 19
<u>Single Stack</u>	20 - 29
<u>Dual Stack</u>	30 - 35
<u>Multi-Gyms</u>	36 - 39
<u>Stations</u>	40 - 47
<u>Racks & Platforms</u>	48 - 55
<u>Benches</u>	56 - 64
<u>Dumbbells</u>	65 - 68
<u>Kettlebells</u>	69 - 71
<u>Barbells</u>	72 - 74
<u>Olympic Weight Plates</u>	75 - 77
<u>Customisation</u>	78 - 81
<u>Warranty</u>	82

Address:
V1,
Watson Way,
Commerce Park Frome,
Somerset,
UK,
BA11 2FD

Email: info@watsongym.co.uk

Phone: +44 (0)1373 455 550

Website: www.watsongym.co.uk



WHY WATSON?

TO BE THE BEST YOU MUST WORK WITH THE BEST

Our products come with a lifetime guarantee and we will be alongside you every step of the way.

DESIGN

We have great relationships with some of the World's highest regarded coaches, trainers and athletes. We make full use of this by listening to what they say regarding functionality and biomechanics of products.

INNOVATION

We're proud in the knowledge we have successfully brought various new products to the market. Many of our innovations in the forms of Bars, Benches, Machines and Dumbbells can be seen in gyms all over the World.

CUSTOMER CARE

We guarantee to be there if you ever need us.

BRITISH MADE

Proudly British with traditional values. All our products are manufactured in our factories in Frome, England using only British steel. We design and manufacture every component in house which not only ensures the highest standards, it also gives us complete control and reduces costs. This ensures you get incredible value and short lead times even on very large orders.

QUALITY

The best, by the best. Since the start, our focus has been on manufacturing and supplying heavy duty machines, bars and accessories that feel amazing to use and are virtually indestructible. Quality is put above all else. As we've grown since starting in 1999, this has become our trademark. The fact that the top trainers and athletes all over the world choose us is the perfect testament to our claims.

"Since a young age there were two activities, I remember being very passionate about, building things and weight training. So in 1999, from a tiny garage and with no big plans I started doing something that I loved. Building Gym Equipment.

That same passion is still with me now only in a more focused and structured form, along with a relentless obsession for Watson Gym Equipment to lead the world in the innovation and manufacture of specialist strength equipment.

We are immensely proud to have been honoured with the 2021 Queen's Award for Enterprise in the category of International trade - the highest accolade for British businesses. I would like to thank our staff and customers for their continued loyalty and support over the years."



WHAT OUR CUSTOMERS SAY ABOUT US...



EDDIE HALL

"I love my Watson Safety Squat Bar. It makes squatting so much more comfortable, and means I can really stack up the weight! If you want a quality product, for top rate workouts, get one now!"



BEN PAKULSKI

"Watson has by far the most innovative and well designed line of training bars anywhere in the world. The designs are outstanding for maximising muscular development, as well as adding strategic variety to your training regiment."




ULISSES

"Shoutout to Watson Gym Equipment for all their quality pieces. My Sissy Squat is one of my favourite. I use it for all my leg finishes and a lot of core exercises too."



CHARLES POLIQUIN

"I first met Charles in 2008 when he helped me design our now world famous Watson Dumbbells. Charles is regarded as Greatest and most successful Strength Coach of all time. To me he was an incredible mentor and friend who's support, advice and huge knowledge really helped me grow the Watson Brand."



LOUIS SIMMONS

"Equipment quality, strength, durability and performance – requirements [for which] we have researched and determined that Watson Gym Equipment will exceed our expectations."

Rated
4.9
★★★★★
(Goggle)

Introducing our

ANIMAL & ORIGINAL

Product ranges


Since the beginning, Watson Gym Equipment carved its own niche designing and manufacturing heavy duty, simple to use machines with great biomechanics, yet elegantly designed. This has always been, and will be always be, at the core of our Watson Original line.

In 2008 we had a customer, the owner of Spartan Performance UK, who wanted some of our Power Rack Cages. He didn't just want our standard Power Rack Cages. He wanted them 'beefed up' with thicker steel and 'add on's' like band pegs (rarely seen back then), thick and thin chinning bars plus super close hole spacing. Changes that would turn a great product into the perfect product. We called these our Animal Cages and they were instantly a hit.

Since then, we have taken many other Watson Original products and given them the 'Animal' treatment. Products from the Watson Animal range represent the pinnacle of design and biomechanics. Our product line has consistently expanded over the years. With increased adjustability, greater weight capacity, additional ISO lateral movements, and an overall commitment to excellence.

All backed by our rock-solid Watson lifetime guarantee.






ROAR
ROAR - DUBAI



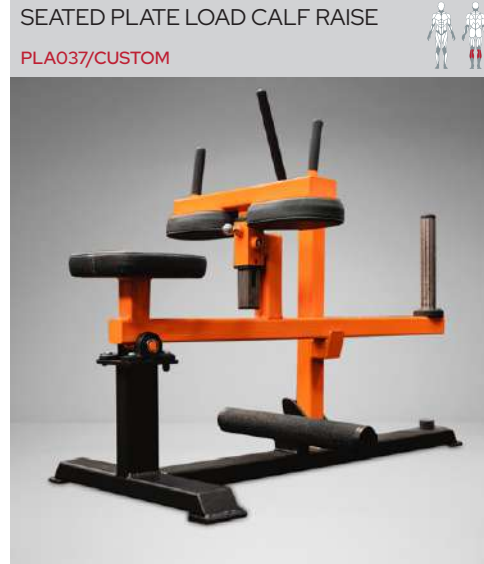
PLATE LOADED.

OUR PLATE LOADED STRENGTH MACHINES REDEFINE THE STANDARDS OF PERFORMANCE, PROVIDING A DYNAMIC AND VERSATILE PLATFORM FOR USERS OF ALL FITNESS LEVELS. EACH MACHINE IS A TESTAMENT TO PRECISION ENGINEERING, FEATURING TOP-GRADE MATERIALS AND CUTTING-EDGE TECHNOLOGY TO ENSURE DURABILITY AND SMOOTH, FLUID MOVEMENTS.






DIMENSIONS	WEIGHT	UNLOADED WEIGHT	QR CODE
W 1000mm	125kg	4kg	
L 903mm			
H 1065mm			



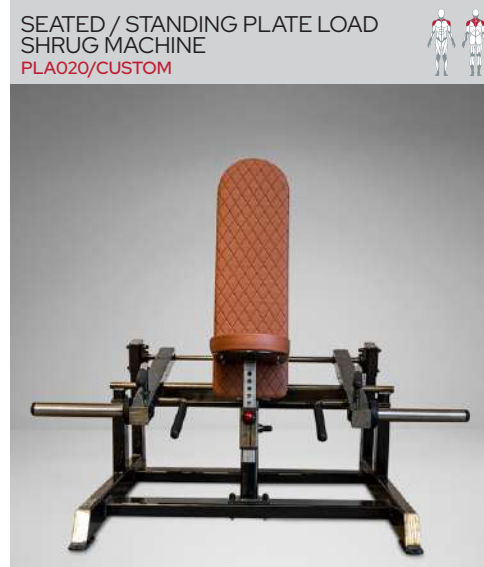
DIMENSIONS	WEIGHT	UNLOADED WEIGHT	QR CODE
W 720mm	90kg	25kg	
L 1380mm			
H 1107mm			




DIMENSIONS	WEIGHT	UNLOADED WEIGHT	QR CODE
W 1310mm	175kg	12.5kg	
L 1710mm			
H 1690mm			



DIMENSIONS	WEIGHT	UNLOADED WEIGHT	QR CODE
W 1540mm	205kg	2.5kg	
L 1740mm			
H 2320mm			



DIMENSIONS	WEIGHT	UNLOADED WEIGHT	QR CODE
W 1670mm	170kg	5kg	
L 1320mm			
H 1200mm			



DIMENSIONS	WEIGHT	UNLOADED WEIGHT	QR CODE
W 1125mm	245kg	17.5kg	
L 1780mm			
H 1700mm			

45° CALF RAISE

PLA038/CUSTOM



DIMENSIONS	WEIGHT	UNLOADED WEIGHT
W 1000mm	150kg	15kg
L 1655mm		
H 1106mm		



PLATE LOAD SUPER INCLINE CHEST PRESS

PLA061/CUSTOM



DIMENSIONS	WEIGHT	UNLOADED WEIGHT
W 1970mm	265kg	7.5kg (each arm)
L 1490mm		
H 1590mm		



PLATE LOAD STANDING LATERAL RAISE

PLA056/CUSTOM



DIMENSIONS	WEIGHT	UNLOADED WEIGHT
W 870mm	155kg	4kg (each arm)
L 1120mm		
H 1850mm		



PLATE LOADED POWER RUNNER

PLA009/CUSTOM



DIMENSIONS	WEIGHT	UNLOADED WEIGHT
W 962mm	180kg	13kg (each arm)
L 2069mm		
H 1458mm		



TIBIALIS TRAINER

PLA040/CUSTOM



DIMENSIONS	WEIGHT	UNLOADED WEIGHT
W 1180mm	kg	8kg (per leg)
L 500mm		
H 520mm		



PLATE LOAD LOW ROW

PLA032/STO/CUSTOM



DIMENSIONS	WEIGHT	UNLOADED WEIGHT
W 1440mm	180kg	6kg (each arm)
L 1280mm		
H 1670mm		



SEATED PLATE LOAD HAND GRIPPER
PLA041/CUSTOM



DIMENSIONS	WEIGHT	UNLOADED WEIGHT	QR CODE
W mm	60kg	5kg	
L mm			
H mm			

SEATED PLATE LOAD CALF / TIBIA RAISE
PLA036/CUSTOM



DIMENSIONS	WEIGHT	UNLOADED WEIGHT	QR CODE
W 1205mm	110kg	25kg (Calf Raise)	
L 1380mm		8kg (Tibialis Raise)	
H 1099mm			

45° LEG PRESS
PLA004/CUSTOM



DIMENSIONS	WEIGHT	UNLOADED WEIGHT	QR CODE
W 1450mm	260kg	45kg	
L 2160mm			
H 1320mm			

PLATE LOAD DONKEY CALF RAISE
PLA039/CUSTOM



DIMENSIONS	WEIGHT	UNLOADED WEIGHT	QR CODE
W 1270mm	100kg	15kg	
L 1440mm			
H 1720mm			

SEATED PLATE LOADED DIP
PLA025/CUSTOM



DIMENSIONS	WEIGHT	UNLOADED WEIGHT	QR CODE
W 847mm	140kg	5kg	
L 1785mm			
H 1075mm			

ANIMAL ADJUSTABLE HACK SQUAT
PLA047/CUSTOM



DIMENSIONS	WEIGHT	UNLOADED WEIGHT	QR CODE
W 1800mm	250kg	70kg	
L 2070mm			
H 945mm			

PLATE LOAD INDEPENDENT PULLOVER
PLA060/CUSTOM



DIMENSIONS	WEIGHT	UNLOADED WEIGHT	QR CODE
W 1350mm	215kg	5kg	
L 1152mm			
H 1550mm			

PLATE LOAD GLUTE BLASTER
PLA057/CUSTOM



DIMENSIONS	WEIGHT	UNLOADED WEIGHT	QR CODE
W 950mm	130kg	14kg	
L 1618mm			
H 962mm			

PLATE LOAD DECLINE CHEST PRESS
PLA059/CUSTOM



DIMENSIONS	WEIGHT	UNLOADED WEIGHT	QR CODE
W 1672mm	255kg	8kg (each arm)	
L 1575mm			
H 1884mm			

REAR PIVOT PLATE LOADED LEG PRESS
PLA008/CUSTOM



DIMENSIONS	WEIGHT	UNLOADED WEIGHT	QR CODE
W 1200mm	kg	15kg	
L 2000mm			
H 1710mm			

TRU PULL
PLA067/CUSTOM



DIMENSIONS	WEIGHT	UNLOADED WEIGHT	QR CODE
W 975mm	210kg	10kg	
L 1670mm			
H 1900mm			

PLATE LOAD TOTAL TORSO
PLA028/CUSTOM



DIMENSIONS	WEIGHT	UNLOADED WEIGHT	QR CODE
W 1595mm	220kg	5kg	
L 1343mm			
H 1410mm			

PLATE LOAD FREE MOTION SHOULDER PRESS
PLA065/CUSTOM



DIMENSIONS	WEIGHT	UNLOADED WEIGHT	QR CODE
W 1860mm	235kg	5kg (each arm)	
L 1484mm			
H 1523mm			

PLATE LOADED DEADLIFT
PLA019/CUSTOM



DIMENSIONS	WEIGHT	UNLOADED WEIGHT	QR CODE
W 1570mm	150kg	-	
L 1440mm			
H 830mm			

PLATE LOAD FREE MOTION CHEST PRESS
PLA064/CUSTOM



DIMENSIONS	WEIGHT	UNLOADED WEIGHT	QR CODE
W 1587mm	250kg	-	
L 1245mm			
H 1873mm			

FOUR-WAY PLATE LOAD SMITH MACHINE WITH HORIZONTAL & VERTICAL STOPS
PLA015/CUSTOM



DIMENSIONS	WEIGHT	UNLOADED WEIGHT	QR CODE
W 1340mm	285kg	-	
L 1260mm			
H 2290mm			

PLATE LOAD T-BAR ROW
PLA035/CUSTOM



DIMENSIONS	WEIGHT	UNLOADED WEIGHT	QR CODE
W 757mm	110kg	-	
L 1890mm			
H 503mm			

PLATE LOAD SHOULDER PRESS
PLA034/CUSTOM



DIMENSIONS	WEIGHT	UNLOADED WEIGHT	QR CODE
W 1805mm	155kg	5kg (each arm)	
L 1125mm			
H 1350mm			

DELUXE REVERSE HYPER EXTENSION
PLA010/CUSTOM



DIMENSIONS	WEIGHT	UNLOADED WEIGHT	QR CODE
W 1070mm	160kg	-	
L 1560mm			
H 1680mm			

ANIMAL HALF RACK / FOUR WAY SMITH
RAC011/CUSTOM



DIMENSIONS	WEIGHT	UNLOADED WEIGHT	QR CODE
W 1940mm	290kg	-	
L 1510mm			
H 2270mm			

PLATE LOADED HACK SQUAT
PLA006/CUSTOM



DIMENSIONS	WEIGHT	UNLOADED WEIGHT	QR CODE
W 1100mm	270kg	50kg	
L 2208mm			
H 1362mm			

ANIMAL VERTICAL LEG PRESS
PLA050/CUSTOM



DIMENSIONS	WEIGHT	UNLOADED WEIGHT	QR CODE
W 1650mm	345kg	-	
L 1510mm			
H 2251mm			

PLATE LOAD PEC FLY
PLA033/CUSTOM



DIMENSIONS	WEIGHT	UNLOADED WEIGHT	QR CODE
W 1400mm	125kg	9kg (each arm)	
L 1530mm			
H 930mm			

PLATE LOADED SMITH MACHINE WITH 4 X WEIGHT STORAGE
PLA017/CUSTOM



DIMENSIONS	WEIGHT	UNLOADED WEIGHT	QR CODE
W 2102mm	245kg	25kg	
L 1260mm			
H 2212mm			

ANIMAL PLATE LOAD LEG PRESS

PLA003/CUSTOM/SHOULDERATT



DIMENSIONS	WEIGHT	UNLOADED WEIGHT	QR CODE
W 1370mm	350kg	40kg per carriage	
L 2500mm			
H 1720mm			

PLATE LOADED MULTI-TRAINER

PLA073/CUSTOM



DIMENSIONS	WEIGHT	UNLOADED WEIGHT	QR CODE
W 1200mm	270kg	-	
L 1920mm			
H 1860mm			

PENDULUM SQUAT

PLA046/CUSTOM



DIMENSIONS	WEIGHT	UNLOADED WEIGHT	QR CODE
W 860mm	290kg	15kg	
L 2390mm			
H 1550mm			

LEVERAGE SQUAT

PLA048/CUSTOM



DIMENSIONS	WEIGHT	UNLOADED WEIGHT	QR CODE
W 1367mm	180kg	30kg	
L 1432mm			
H 1660mm			

COUNTER-BALANCED PLATE LOADED SMITH MACHINE WITH 4 X WEIGHT STORAGE

PLA018/STO/CUSTOM



DIMENSIONS	WEIGHT	UNLOADED WEIGHT	QR CODE
W 2100mm	275kg	2kg	
L 1390mm			
H 2240mm			

PLATE LOADED DELT BUILDER

PLA070/CUSTOM



DIMENSIONS	WEIGHT	UNLOADED WEIGHT	QR CODE
W 1070mm	165kg	-	
L 1555mm			
H 2025mm			

POWER SQUAT

PLA055/CUSTOM



DIMENSIONS	WEIGHT	UNLOADED WEIGHT	QR CODE
W 1600mm	295kg	-	
L 2045mm			
H 1660mm			

JAMMER

PLA023/CUSTOM



DIMENSIONS	WEIGHT	UNLOADED WEIGHT	QR CODE
W 1990mm	kg	-	
L 1710mm			
H 2160mm			

STANDING PLATE LOAD HAND GRIPPER

PLA042/CUSTOM



DIMENSIONS	WEIGHT	UNLOADED WEIGHT	QR CODE
W 710mm	kg	-	
L 500mm			
H 625mm			

PLATE LOADED INCLINE SHOULDER PRESS

PLA068/CUSTOM



DIMENSIONS	WEIGHT	UNLOADED WEIGHT	QR CODE
W 1671mm	240kg	-	
L 1858mm			
H 2060mm			

PLATE LOAD LEG EXTENSION

PLA031/CUSTOM



DIMENSIONS	WEIGHT	UNLOADED WEIGHT	QR CODE
W 1551mm	145kg	-	
L 1453mm			
H 1014mm			

PLATE LOADED BENCH PRESS

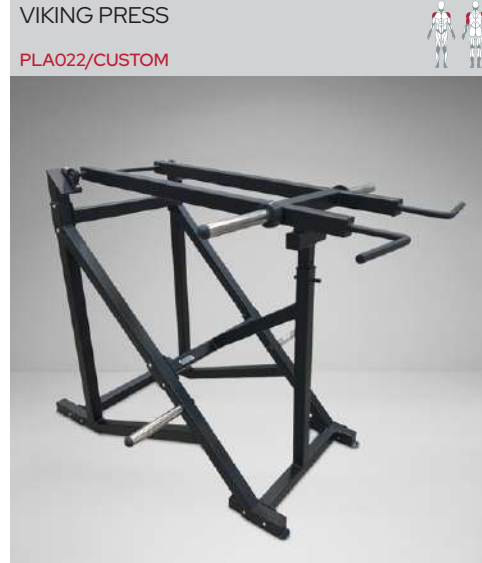
PLA027/CUSTOM




DIMENSIONS	WEIGHT	UNLOADED WEIGHT	QR CODE
W 2000mm	165kg	-	
L 1400mm		10kg (each arm)	
H 900mm			



DIMENSIONS	WEIGHT	UNLOADED WEIGHT	QR CODE
W 1430mm	kg	-	
L 2200mm			
H 1873mm			




DIMENSIONS	WEIGHT	UNLOADED WEIGHT	QR CODE
W 1420mm	225kg	-	
L 2095mm			
H 1640mm			




DIMENSIONS	WEIGHT	UNLOADED WEIGHT	QR CODE
W 1120mm	kg	-	
L 1453mm			
H 1187mm			




DIMENSIONS	WEIGHT	UNLOADED WEIGHT	QR CODE
W 1055mm	160kg	6kg each arm	
L 1182mm			
H 1674mm			



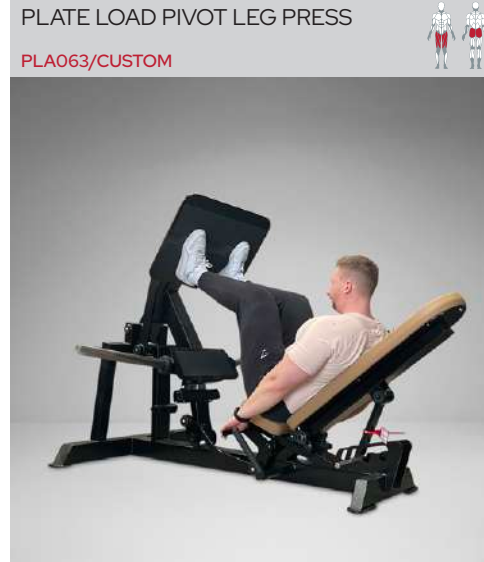
DIMENSIONS	WEIGHT	UNLOADED WEIGHT	QR CODE
W 1180mm	kg	-	
L 1320mm			
H 1780mm			




DIMENSIONS	WEIGHT	UNLOADED WEIGHT	QR CODE
W 1230mm	205kg	-	
L 2150mm			
H 602mm			



DIMENSIONS	WEIGHT	UNLOADED WEIGHT	QR CODE
W 1240mm	155kg	30kg	
L 2025mm			
H 1285mm			




DIMENSIONS	WEIGHT	UNLOADED WEIGHT	QR CODE
W 1520mm	230kg	-	
L 2020mm			
H 1370mm			




DIMENSIONS	WEIGHT	UNLOADED WEIGHT	QR CODE
W 1180mm	150kg	-	
L 1200mm			
H 1150mm			



DIMENSIONS	WEIGHT	UNLOADED WEIGHT	QR CODE
W 1735mm	200kg	-	
L 985mm			
H 1695mm			




DIMENSIONS	WEIGHT	UNLOADED WEIGHT	QR CODE
W 1060mm	kg	6kg each arm	
L 1150mm			
H 1650mm			



DIMENSIONS	WEIGHT	UNLOADED WEIGHT	QR CODE
W 1530mm	250kg	13kg each arm 3.5kg bar	
L 2170mm			
H 1560mm			




DIMENSIONS	WEIGHT	UNLOADED WEIGHT	QR CODE
W 660mm	kg	-	
L 1804mm			
H 789mm			




DIMENSIONS	WEIGHT	UNLOADED WEIGHT	QR CODE
W 1597mm	kg	-	
L 1460mm			
H 1597mm			




DIMENSIONS	WEIGHT	UNLOADED WEIGHT	QR CODE
W 1725mm	kg	-	
L 1485mm			
H 1610mm			



DIMENSIONS	WEIGHT	UNLOADED WEIGHT	QR CODE
W 1350mm	190kg	13kg (each arm - 26kg in total)	
L 1610mm			
H 1250mm			



DIMENSIONS	WEIGHT	UNLOADED WEIGHT	QR CODE
W 840mm	255kg	30kg	
L 2500mm			
H 1460mm			



DIMENSIONS	WEIGHT	UNLOADED WEIGHT	QR CODE
W 1350mm	120kg	-	
L 1610mm			
H 1250mm			

WESTSIDE ULTRA PRO REVERSE
HYPER
WES004/CUSTOM



DIMENSIONS	WEIGHT	UNLOADED WEIGHT
W 990mm	kg	-
L 1601mm		
H 1059mm		



WESTSIDE REVERSE HYPER WITH
BENT PENDULUM
WES002/CUSTOM



DIMENSIONS	WEIGHT	UNLOADED WEIGHT
W 1120mm	kg	-
L 1750mm		
H 1190mm		




PLATE LOADED HIP ADDUCTOR
CUSTOM



DIMENSIONS	WEIGHT	UNLOADED WEIGHT
W mm	kg	-
L mm		
H mm		









MAPLE
PARK

TIKI BAR

CLARK
POWELL



SINGLE STACK.

DISCOVER THE EXCELLENCE OF OUR SINGLE STACK RANGE, WHERE STUNNING DESIGNS MEET EXCEPTIONAL QUALITY AND PERFORMANCE. OUR EQUIPMENT FEATURES EASY-TO-SELECT INCREMENTAL WEIGHTS, ENABLING PRECISE INCREASES ACROSS THE ENTIRE RANGE. ENJOY PERFECT BIOMECHANICS WITH CONVERGING AND DIVERGING MOTIONS, ENSURING A NATURAL AND COMFORTABLE EXERCISE EXPERIENCE. THE STRONG AND ROBUST BUILD GUARANTEES LONGEVITY.



SINGLE STACK PEC FLY / REAR DELT

SEL018/MIC/CUSTOM



DIMENSIONS WEIGHT STACK WEIGHT
W 1530mm kg 109kg
L 1420mm
H 1820mm



SINGLE STACK LEG EXTENSION

SEL011/CUSTOM



DIMENSIONS WEIGHT STACK WEIGHT
W 1100mm kg 109kg (can be upgraded to 142kg)
L 1300mm
H 2090mm



SEATED LEG CURL

SEL013/CUSTOM



DIMENSIONS WEIGHT STACK WEIGHT
W 950mm kg 109kg (can be upgraded to 142kg)
L 1500mm
H 2100mm



ABDOMINAL CRUNCH

SEL014/CUSTOM



DIMENSIONS WEIGHT STACK WEIGHT
W 835mm kg 50kg
L 1080mm
H 1540mm



SINGLE STACK MULTI-PRESS

SEL024/CUSTOM



DIMENSIONS WEIGHT STACK WEIGHT
W 1255mm kg 109kg (can be upgraded to 142kg)
L 2214mm
H 1816mm



DUAL HIP ADDUCTOR/ABDUCTOR


SEL031/MIC/CUSTOM





DIMENSIONS WEIGHT STACK WEIGHT
W 980mm kg 109kg
L 1590mm
H 1690mm







DIMENSIONS	WEIGHT	STACK WEIGHT	
W 937mm	kg	109kg	
L 1369mm			
H 1675mm			





DIMENSIONS	WEIGHT	STACK WEIGHT	
W 971mm	kg	109kg	
L 1684mm			
H 1711mm			





DIMENSIONS	WEIGHT	STACK WEIGHT	
W 1550mm	kg	109kg	
L 1300mm			
H 1700mm			




DIMENSIONS	WEIGHT	STACK WEIGHT	
W 1050mm	kg	109kg	
L 900mm			
H 1750mm			



DIMENSIONS	WEIGHT	STACK WEIGHT	
W 1230mm	kg	109kg	
L 1700mm			
H 1720mm			



DIMENSIONS	WEIGHT	STACK WEIGHT	
W 710mm	kg	109kg	
L 2050mm			
H 2336mm			

DUAL CABLE ADJUSTABLE PULLEY

SEL001/MIC/CUSTOM



DIMENSIONS WEIGHT STACK WEIGHT
W 1260mm kg 109kg
L 1200mm
H 2370mm



SEATED LATERAL RAISE

SEL028/MIC/CUSTOM



DIMENSIONS WEIGHT STACK WEIGHT
W 700mm kg 109kg
L 953mm
H 1272mm



LAT PULLDOWN / LOW PULLEY

SEL008/MIC/CUSTOM



DIMENSIONS WEIGHT STACK WEIGHT
W 760mm kg 109kg
L 1870mm
H 2330mm



PULLOVER

SEL023/MIC/CUSTOM



DIMENSIONS WEIGHT STACK WEIGHT
W 835mm kg 109kg
L 1160mm
H 1885mm



SINGLE STACK BICEP CURL

SEL017/CUSTOM




DIMENSIONS WEIGHT STACK WEIGHT
W 980mm kg 109kg
L 1100mm
H 1590mm



SINGLE STACK BACK EXTENSION

SEL048/CUSTOM



DIMENSIONS WEIGHT STACK WEIGHT
W 930mm kg 109kg (can be upgraded to 142kg)
L 1200mm
H 1730mm



SINGLE STACK MULTI-HIP

SEL029/MIC/CUSTOM



DIMENSIONS WEIGHT STACK WEIGHT
W 1103mm kg -
L 1065mm
H 1823mm



ADJUSTABLE PULLEY

SEL002/CUSTOM



DIMENSIONS WEIGHT STACK WEIGHT
W 1160mm kg 100kg
L 700mm
H 2300mm



SINGLE STACK LEG EXTENSION /
LEG CURL

SEL010/CUSTOM



DIMENSIONS WEIGHT STACK WEIGHT
W 1100mm kg 142kg
L 1400mm
H 2160mm



STANDING SINGLE STACK CALF
RAISE

SEL022/MIC/CUSTOM



DIMENSIONS WEIGHT STACK WEIGHT
W 660mm kg 175kg
L 1160mm
H 1862mm



SINGLE STACK LAT PULLDOWN

SEL006/MIC/CUSTOM



DIMENSIONS WEIGHT STACK WEIGHT
W 650mm kg 109kg
L 1045mm
H 2335mm



SINGLE STACK TRICEP EXTENSION

SEL049/CUSTOM



DIMENSIONS WEIGHT STACK WEIGHT
W 1060mm kg 109kg
L 1135mm
H 1590mm



SINGLE STACK MULTI PEC / DELT

SEL068/CUSTOM



DIMENSIONS **WEIGHT** **STACK WEIGHT**
W 820mm kg 109kg (can be upgraded to 142kg)
L 1510mm
H 2175mm



SINGLE STACK BICEP TRICEP MACHINE

SEL067/CUSTOM



DIMENSIONS **WEIGHT** **STACK WEIGHT**
W 980mm kg 109kg
L 1240mm
H 1585mm



SEATED INCLINE LATERAL RAISE

SEL056/CUSTOM



DIMENSIONS **WEIGHT** **STACK WEIGHT**
W 900mm kg 109kg
L 1400mm
H 1360mm



SINGLE STACK STANDING LATERAL RAISE

SEL042/CUSTOM



DIMENSIONS **WEIGHT** **STACK WEIGHT**
W 850mm kg 100kg
L 1120mm
H 1835mm



SINGLE STACK LOW PULLEY ROW

SEL007/MIC/CUSTOM



DIMENSIONS **WEIGHT** **STACK WEIGHT**
W 650mm kg 109kg
L 1992mm
H 2302mm



SEATED SINGLE STACK LEG PRESS

SEL015/MIC/CUSTOM



DIMENSIONS **WEIGHT** **STACK WEIGHT**
W 900mm kg 142kg
L 1920mm
H 2110mm



SINGLE STACK DUAL CABLE LAT PULLDOWN
SEL004/MIC/CUSTOM



DIMENSIONS	WEIGHT	STACK WEIGHT	
W 650mm	kg	109kg	
L 1045mm			
H 2335mm			

SINGLE STACK GLUTE MACHINE
SEL027/MIC/CUSTOM



DIMENSIONS	WEIGHT	STACK WEIGHT	
W 1040mm	kg	109kg	
L 1170mm			
H 1665mm			

SEATED SINGLE STACK TRICEP DIP
SEL055/MIC/CUSTOM



DIMENSIONS	WEIGHT	STACK WEIGHT	
W 1000mm	kg	109kg	
L 1550mm			
H 1800mm			

LYING LEG CURL
SEL012/CUSTOM



DIMENSIONS	WEIGHT	STACK WEIGHT	
W 990mm	kg	109kg (can be upgraded to 142kg)	
L 1340mm			
H 2130mm			

SEATED SINGLE STACK ROW
SEL016/MIC/CUSTOM



DIMENSIONS	WEIGHT	STACK WEIGHT	
W 1064mm	kg	109kg	
L 1229mm			
H 2170mm			

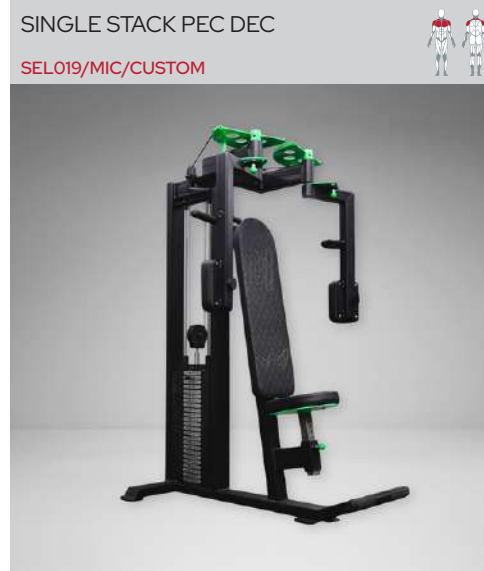
ASSISTED CHIN / DIP
SEL009/CUSTOM



DIMENSIONS	WEIGHT	STACK WEIGHT	
W 1250mm	kg	109kg	
L 950mm			
H 2260mm			



DIMENSIONS	WEIGHT	STACK WEIGHT	QR CODE
W mm	kg	-	
L mm			
H mm			



DIMENSIONS	WEIGHT	STACK WEIGHT	QR CODE
W mm	kg	-	
L mm			
H mm			



FULL MOTION FITNESS



DUAL STACK.

OUR DUAL STACK RANGE OF MACHINES FEATURES INDEPENDENT TRAINING TO REDUCE MUSCLE IMBALANCE. CONVERGING AND DIVERGING MOVEMENT PATHWAYS PROVIDE THE PINNACLE OF EXCELLENT STRENGTH TRAINING WITH MACHINES.



ANIMAL DUAL STACK SHOULDER PRESS
SEL066/CUSTOM



DIMENSIONS	WEIGHT	STACK WEIGHT
W 1620mm	kg	109kg x2
L 1650mm		
H 1612mm		



SEATED DUAL CABLES



SEL050/CUSTOM



DIMENSIONS	WEIGHT	STACK WEIGHT
W 1115mm	kg	100kg x2
L 1405mm		
H 1745mm		



ANIMAL DUAL STACK MID TO LOW ROW
SEL058/CUSTOM



DIMENSIONS	WEIGHT	STACK WEIGHT
W 1580mm	kg	100kg x2
L 1360mm		
H 2360mm		



ANIMAL DUAL STACK LEG EXTENSION
SEL054/CUSTOM



DIMENSIONS	WEIGHT	STACK WEIGHT
W 1355mm	kg	109kg x2
L 1240mm		
H 1690mm		



ANIMAL DUAL STACK HIGH PULLEY ROW
SEL071/CUSTOM



DIMENSIONS	WEIGHT	STACK WEIGHT
W 1716mm	kg	109kg x2 can be upgraded to 175kg
L 1264mm		
H 2180mm		



POWER GYM WITH FLOOR PULLEY PLATFORM
SEL051/CUSTOM



DIMENSIONS	WEIGHT	STACK WEIGHT
W 1900mm	kg	100kg x2 (DAP) 109kg (floor pulley)
L 2950mm		
H 2420mm		



ANIMAL DUAL STACK LOW PULLEY
(WITH CHEST SUPPORT)
SEL035/CUSTOM/CHEST



DIMENSIONS	WEIGHT	STACK WEIGHT	QR CODE
W 1140mm	kg	109kg x2 can be upgraded to 175kg	
L 2350mm			
H 2350mm			

DUAL ADJUSTABLE PULLEY
SEL032/MIC/CUSTOM



DIMENSIONS	WEIGHT	STACK WEIGHT	QR CODE
W 1425mm	kg	100kg x2	
L 972mm			
H 2254mm			

DUAL STACK SMITH MACHINE
SEL037/CUSTOM



DIMENSIONS	WEIGHT	STACK WEIGHT	QR CODE
W 1425mm	kg	100kg x2	
L 1210mm			
H 2315mm			

ANIMAL DUAL STACK LAT PULLDOWN
SEL034/CUSTOM



DIMENSIONS	WEIGHT	STACK WEIGHT	QR CODE
W 850mm	kg	109kg x2 can be upgraded to 175kg	
L 1650mm			
H 2560mm			

ANIMAL DUAL STACK CHEST PRESS
SEL036/CUSTOM



DIMENSIONS	WEIGHT	STACK WEIGHT	QR CODE
W 1510mm	kg	109kg x2	
L 1290mm			
H 1980mm			

CABLE CROSSOVER
SEL033/MIC/CUSTOM



DIMENSIONS	WEIGHT	STACK WEIGHT	QR CODE
W 1149mm	kg	100kg x2	
L 3323mm			
H 2368mm			

POWER GYM (FIXED SMITH)

SEL046/CUSTOM



DIMENSIONS	WEIGHT	STACK WEIGHT
W 1900mm	kg	100kg x2
L 1570mm		
H Various		



POWER GYM (NO SMITH)

SEL047/CUSTOM



DIMENSIONS	WEIGHT	STACK WEIGHT
W 1800mm	kg	100kg x2
L 1320mm		
H Various		



POWER GYM (FOUR WAY SMITH)

SEL043/CUSTOM



DIMENSIONS	WEIGHT	STACK WEIGHT
W 1900mm	kg	100kg x2
L 2003mm		
H Various		







MULTI-GYMS

FROM SINGLE TOWER STATION TO HUGE MULTI-FUNCTIONAL MACHINES AND EVERYTHING IN BETWEEN, OUR MODULAR MULTI-GYMS ARE CERTAINLY AN EYE-CATCHING CENTREPIECE.. WITH SO MANY DIVERSE OPTIONS AVAILABLE, IT'S A MUST-HAVE FOR ANY FACILITY.



POWER GYM (FIXED SMITH)

SEL046/CUSTOM



DIMENSIONS	WEIGHT	STACK WEIGHT
W 1900mm	kg	100kg x2
L 1570mm		
H Various		



POWER GYM (NO SMITH)

SEL047/CUSTOM



DIMENSIONS	WEIGHT	STACK WEIGHT
W 1800mm	kg	100kg x2
L 1320mm		
H Various		



POWER GYM (FOUR WAY SMITH)

SEL043/CUSTOM



DIMENSIONS	WEIGHT	STACK WEIGHT
W 1900mm	kg	100kg x2
L 2003mm		
H Various		



ANIMAL 10 STACK MULTI-GYM

SEL045/CUSTOM



DIMENSIONS	WEIGHT	STACK WEIGHT
W 4600mm	kg	-
L 3610mm		
H 2430mm		



ANIMAL DUAL STACK CABLE COLUMN

SEL057/CUSTOM



DIMENSIONS	WEIGHT	STACK WEIGHT
W 1515mm	kg	-
L 3600mm		
H 2445mm		



ANIMAL DUAL STACK MULTI-GYM

SEL041/CUSTOM

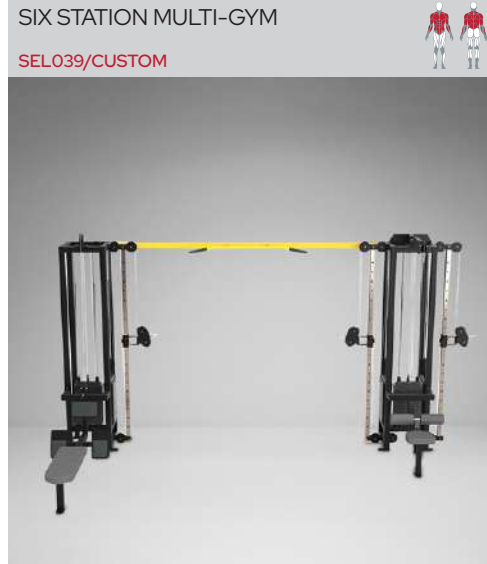


DIMENSIONS	WEIGHT	STACK WEIGHT
W 1515mm	kg	-
L 3475mm		
H 2430mm		





DIMENSIONS	WEIGHT	STACK WEIGHT	QR CODE
W 4600mm	kg	-	
L 2800mm			
H 2400mm			




DIMENSIONS	WEIGHT	STACK WEIGHT	QR CODE
W 4560mm	kg	-	
L 2330mm			
H 2400mm			



DIMENSIONS	WEIGHT	STACK WEIGHT	QR CODE
W 990mm	kg	-	
L 3330mm			
H 2390mm			



DIMENSIONS	WEIGHT	STACK WEIGHT	QR CODE
W 3300mm	kg	-	
L 2985mm			
H 2250mm			



DIMENSIONS	WEIGHT	STACK WEIGHT	QR CODE
W 1900mm	kg	100kg x2 (DAP)	
L 2950mm		109kg (floor pulley)	
H 2420mm			





STATIONS

OUR EASY-TO-USE STATIONS HELP YOU TAKE YOUR WORKOUT TO THE NEXT LEVEL. DESIGNED FOR FUNCTIONALITY, DURABILITY AND PERFORMANCE, THEY ARE PERFECT FOR ANY SPACE FROM HOME GYM TO SUPER GYM.





DIMENSIONS **WEIGHT**
W 940mm kg
L 1530mm
H 525mm




DIMENSIONS **WEIGHT**
W 600mm kg
L 850mm
H 370mm




DIMENSIONS **WEIGHT**
W 500mm kg
L 1025mm
H 520mm



DIMENSIONS **WEIGHT**
W 1000mm kg
L 1200mm
H 1300mm



DIMENSIONS **WEIGHT**
W 1200mm kg
L 1600mm
H 900mm



DIMENSIONS **WEIGHT**
W 900mm kg
L 1570mm
H 690mm





DIMENSIONS **WEIGHT**
W 1764mm kg
L 1294mm
H 2381mm



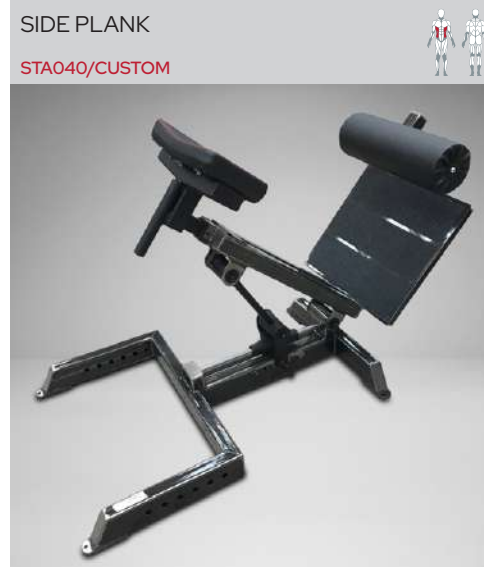
DIMENSIONS **WEIGHT**
W 900mm kg
L 1430mm
H 1200mm



DIMENSIONS **WEIGHT**
W 900mm kg
L 1630mm
H 1200mm



DIMENSIONS **WEIGHT**
W 750mm kg
L 1100mm
H 700mm



DIMENSIONS **WEIGHT**
W 800mm kg
L 1685mm
H 940mm



DIMENSIONS **WEIGHT**
W 1200mm kg
L 840mm
H mm



LIFTING YOKE

STA014/OLY/CUSTOM



DIMENSIONS WEIGHT
W 1215mm kg
L 1060mm
H 1832mm



PROWLER

STA031/CUSTOM



DIMENSIONS WEIGHT
W 930mm kg
L 755mm
H 1120mm



STANDING PREACHER

STA021/CUSTOM



DIMENSIONS WEIGHT
W 700mm kg
L 867mm
H 1161mm



PREACHER CURL BENCH

STA022/CUSTOM



DIMENSIONS WEIGHT
W 716mm kg
L 1075mm
H 1007mm



CRUNCH BENCH

STA023/CUSTOM



DIMENSIONS WEIGHT
W 500mm kg
L 1250mm
H 950mm



ANIMAL FLAT BENCH WITH
EXTENDING BAR CATCHERS

BEN015/CUSTOM



DIMENSIONS WEIGHT
W 1700mm kg
L 1440mm
H 1080mm



SINGLE LEG SQUAT STAND

STA026/CUSTOM



DIMENSIONS WEIGHT
W 710mm kg
L 600mm
H 760mm



SCRUM PROWLER

STA033/CUSTOM



DIMENSIONS WEIGHT
W 930mm kg
L 755mm
H 1120mm



DOUBLE SIDED PREACHER CURL BENCH

STA020/CUSTOM



DIMENSIONS WEIGHT
W 750mm kg
L 1030mm
H 1006mm



ANIMAL MULTI-YOKE

STA013/CUSTOM



DIMENSIONS WEIGHT
W mm kg
L mm
H mm



CURL STAND

STA024/CUSTOM



DIMENSIONS WEIGHT
W 746mm kg
L 600mm
H 880mm



WALL MOUNTED CHIN BARS

STA037/CUSTOM



DIMENSIONS WEIGHT
W 1200mm kg
L 425mm
H 425mm



WALL MOUNTED DIP BARS

STA038/CUSTOM



DIMENSIONS WEIGHT

W 900mm
L 770mm
H 1300mm

kg



FREESTANDING CHIN / DIP / LEG RAISE

STA027/CUSTOM



DIMENSIONS WEIGHT

W 1140mm
L 1010mm
H 2260mm

kg



POWER STANDS

STA016/CUSTOM



DIMENSIONS WEIGHT

W -
L 790mm
H 1780mm

kg



SLED

STA034/CUSTOM



DIMENSIONS WEIGHT

W 764mm
L 600mm
H 405mm

kg



HAMSTRING SLED

STA035/CUSTOM



DIMENSIONS WEIGHT

W 350mm
L 982mm
H 255mm

kg



MINI SLED

STA036/CUSTOM



DIMENSIONS WEIGHT

W 450mm
L 566mm
H 255mm

kg







RACKS & PLATFORMS

VERSATILE RACKS AND PLATFORMS ARE IDEAL FOR COMPOUND MOVEMENTS SUCH AS PULL-UPS, BENCH PRESS, DEADLIFTS AND SQUATS. WE USE SUPER HEAVY DUTY BOX SECTION AND PLATEWORK, WITH THIS ENTIRE RANGE, AS WELL AS THE OPTION TO ADD YOUR CUSTOM LOGO. MEANING ONE LESS THING TO WORRY ABOUT AND GIVING YOU THE CONFIDENCE TO LOAD AS MUCH WEIGHT AS YOU NEED.



ANIMAL CAGE

RAC001/CUSTOM



DIMENSIONS WEIGHT
W 1820mm kg
L 1610mm
H 2320mm



ANIMAL HALF RACK

RAC004/CUSTOM/LCR



DIMENSIONS WEIGHT
W 1820mm kg
L 1190mm
H 2270mm



SPECIAL EDITION POWER RACK

RAC003/CUSTOM



DIMENSIONS WEIGHT
W 1805mm kg
L 1450mm
H 2260mm



POWER GYM WITH FLOOR PULLEY PLATFORM

SEL051/CUSTOM



DIMENSIONS WEIGHT STACK WEIGHT
W 1900mm kg 100kg x2 (DAP)
L 2950mm 109kg (floor pulley)
H 2420mm



HALF RACK JUNGLE

RAC005/CUSTOM



DIMENSIONS WEIGHT
W 5000mm kg
L 1300mm
H 2800mm



MONOLIFT

STA012/CUSTOM



DIMENSIONS WEIGHT
W 1764mm kg
L 1294mm
H 2381mm



ANIMAL CAGE – HALF RACK COMBO

RAC009/CUSTOM



DIMENSIONS WEIGHT
W 1675mm kg
L 2215mm
H 2305mm



ANIMAL HALF RACK / FOUR WAY SMITH

RAC011/CUSTOM



DIMENSIONS WEIGHT
W 1940mm 290kg
L 1510mm
H 2270mm



BAND PLATFORM

PLT007/CUSTOM



DIMENSIONS WEIGHT
W 1141mm kg
L 561mm
H 156mm



WALL MOUNTED HALF RACK

RAC008/CUSTOM



DIMENSIONS WEIGHT
W 1240mm kg
L 400mm
H 2630mm



FOLDING WALL MOUNTED HALF RACK

RAC015/CUSTOM



DIMENSIONS WEIGHT
W 1380mm kg
L 650mm
H 2280mm



COMBO RACK/BENCH

BEN039/CUSTOM



DIMENSIONS WEIGHT
W 2120mm kg
L 1520mm
H 1270mm



POWER GYM (FIXED SMITH)

SEL046/CUSTOM



DIMENSIONS WEIGHT LOAD WEIGHT
W 1900mm kg 100kg x2
L 1570mm
H Various



POWER GYM (NO SMITH)

SEL047/CUSTOM



DIMENSIONS WEIGHT STACK WEIGHT
W 1800mm kg 100kg x2
L 1320mm
H Various



POWER GYM (FOUR WAY SMITH)

SEL043/CUSTOM



DIMENSIONS WEIGHT STACK WEIGHT
W 1900mm kg 100kg x2
L 2003mm
H Various



POWER RACK

RAC002/CUSTOM



DIMENSIONS WEIGHT
W 1264mm kg
L 1220mm
H 2130mm



STEP UP PLATFORM

PLT005/CUSTOM



DIMENSIONS WEIGHT
W 810mm kg
L 600mm
H 760mm



PLYO BOX SET

PLT006/CUSTOM



DIMENSIONS WEIGHT
W 760mm kg
L 760mm
H 755mm



ANIMAL CAGE – COMPLETE SYSTEM

RAC010/CUSTOM



DIMENSIONS WEIGHT
W 1800mm kg
L 1577mm
H 2310mm



SQUAT BOX

ACC005/CUSTOM



DIMENSIONS WEIGHT
W 530mm kg
L 530mm
H 450mm



LIFT-OFF HOOKS

ATT011/ANI



DIMENSIONS WEIGHT
W 70mm kg
L 176mm
H 260mm



RAISED PLATFORM

PLT008/CUSTOM



DIMENSIONS WEIGHT
W 820mm kg
L 1130mm
H 920mm



LEG PLATFORM

PLT004/CUSTOM



DIMENSIONS WEIGHT
W 1100mm kg
L 920mm
H 927mm



SAFETY BARS

ATT012/ANI



DIMENSIONS WEIGHT
W mm kg
L mm
H mm



ANIMAL LIFTING PLATFORM

PLT003/CUSTOM



DIMENSIONS WEIGHT
W 3210mm kg
L 3145mm
H 50mm




LIFTING PLATFORM

PLT001/CUSTOM



DIMENSIONS WEIGHT
W 3210mm kg
L 2100mm
H 50mm





ELBGYM





BENCHES

THE ICING ON THE CAKE AND RIBBON TO TIE EVERYTHING TOGETHER, OUR BEAUTIFUL BENCHES. DESIGNED TO SUIT EVERY WORKOUT AND CHALLENGE YOU TACKLE, AS WELL AS HAVING THE OPTION TO CUSTOMISE THEM SO THEY CAN FIT YOUR IDEAL AESTHETIC. GIVING YOU THE OPTION TO WORKOUT IN STYLE WITH HIGH QUALITY EQUIPMENT AND ADVERTISE YOUR BRAND.



ADJUSTABLE BENCH

BEN002/CUSTOM



DIMENSIONS WEIGHT
W 450mm 45kg
L 1300mm
H 450mm



OLYMPIC INCLINE BENCH

BEN008/CUSTOM



DIMENSIONS WEIGHT
W 1260mm kg
L 1441mm
H 1122mm



FOLDING BENCH

BEN037/CUSTOM



DIMENSIONS WEIGHT
W 490mm kg
L 1200mm
H 1300mm



TOTAL ARM BLASTER BENCH

BEN036/CUSTOM



DIMENSIONS WEIGHT
W 1080mm kg
L 1770mm
H 1450mm



ADJUSTABLE PAKULSKI BENCH

BEN034/CUSTOM



DIMENSIONS WEIGHT
W 740mm kg
L 1160mm
H 840mm



ANIMAL ADJUSTABLE BENCH

BEN003/CUSTOM



DIMENSIONS WEIGHT
W 750mm kg
L 1400mm
H mm



ANIMAL BREAKER BENCH

BEN013/CUSTOM



DIMENSIONS WEIGHT
W 1248mm kg
L 1492mm
H 1050mm



ANIMAL DECLINE BREAKER BENCH

BEN028/CUSTOM



DIMENSIONS WEIGHT
W 1250mm kg
L 2015mm
H 1011mm



ADJUSTABLE DECLINE BENCH

BEN031/CUSTOM




DIMENSIONS WEIGHT
W 720mm kg
L 1370mm
H 1100mm



DISABLED BENCH

BEN020/CUSTOM



DIMENSIONS WEIGHT
W 1250mm kg
L 2100mm
H 1600mm



STUB BENCH

BEN032/CUSTOM



DIMENSIONS WEIGHT
W 650mm kg
L 1300mm
H 770mm



FLAT BENCH

BEN017/CUSTOM




DIMENSIONS WEIGHT
W 450mm kg
L 1275mm
H 410mm

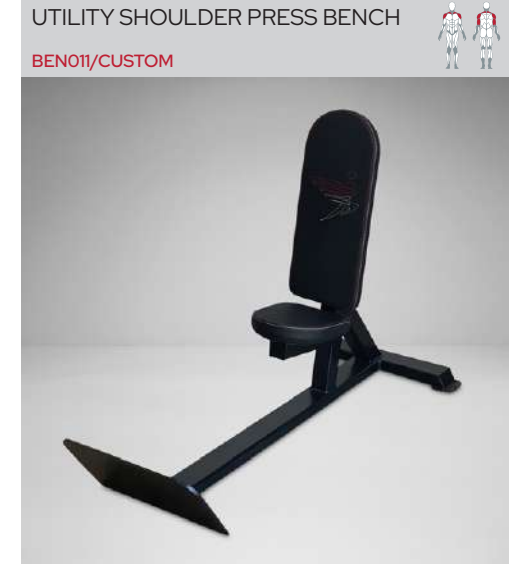




DIMENSIONS WEIGHT
W 2120mm kg
L 1520mm
H 1270mm




DIMENSIONS WEIGHT
W 1250mm kg
L 1380mm
H 1410mm



DIMENSIONS WEIGHT
W 650mm kg
L 1400mm
H 850mm



DIMENSIONS WEIGHT
W 750mm kg
L 1100mm
H 700mm



DIMENSIONS WEIGHT
W 1700mm kg
L 1762mm
H 1163mm



DIMENSIONS WEIGHT
W 1250mm kg
L 1500mm
H 1170mm



ANIMAL FLAT BENCH WITH
EXTENDING BAR CATCHERS
BEN015/CUSTOM



DIMENSIONS WEIGHT
W 1700mm kg
L 1440mm
H 1080mm



ADJUSTABLE OLYMPIC BENCH



BEN005/CUSTOM



DIMENSIONS WEIGHT
W 1240mm kg
L 1580mm
H 1530mm



SEATED SHOULDER PRESS



BEN009/CUSTOM



DIMENSIONS WEIGHT
W 1283mm kg
L 1580mm
H 1655mm



ANIMAL INCLINE BREAKER BENCH



BEN006/CUSTOM



DIMENSIONS WEIGHT
W 1248mm kg
L 1778mm
H 1395mm



ANIMAL INCLINE BENCH



BEN007/CUSTOM



DIMENSIONS WEIGHT
W 1700mm kg
L 1722mm
H 1303mm



ARCHED INCLINE BENCH



BEN004/CUSTOM



DIMENSIONS WEIGHT
W 670mm kg
L 1297mm
H 747mm



POWER BENCH

BEN012/CUSTOM



DIMENSIONS WEIGHT
W 1200mm kg
L 1500mm
H 900mm



ROCKY AB BENCH

CUSTOM



DIMENSIONS WEIGHT
W mm kg
L mm
H mm




FUNCTIONAL RIGS

UNLIMITED OPTIONS, ANY SIZE, SUPREME QUALITY.

WE'VE BEEN ENGINEERING RIGS FOR THE MOST DEMANDING AND CHALLENGING CONDITIONS FOR THE LAST 20 YEARS.

OUR STATE OF THE ART, TUBE LASER ALLOWS US TO CUT INTRICATELY, QUICKLY AND EFFORTLESSLY, MEANING YOU ARE NOT LIMITED BY PRE PURCHASED SOLUTIONS.









DUMBBELLS



THE WORLDS LEADING DUMBBELLS

COMPACT – UNBREAKABLE – CUSTOMISABLE

UNBREAKABLE DESIGN

The fact is most dumbbells don't last very long in a busy gym. They either work their way loose and become wobbly, have chunks of rubber break off them or end up with handles that are bent. We know that dumbbells will be dropped and abused, so we designed them to cope with it.

Our dumbbells are indestructible. CNC machined from solid stainless steel rather than cast makes them many times stronger, perfectly accurate and far more compact than any other dumbbell available. Because our dumbbells are stainless steel there is no zinc, nickel or chrome finish to chip, flake or peel.

THE WATSON DUMBBELL HANDLE

We allow our customers to choose a grip diameter that will be just right for their clients' needs. Our custom designed knurling pattern and carefully chosen knurling depth strike the perfect balance between a grip that feels solid and a grip that feels comfortable.

REVOLVING HANDLES

The benefits of training with thick handles are now well known. We take things even further and our 50mm diameter handles revolve on super smooth, twin roller bearings. When performing any type of rotational exercise (bicep curls for example) the revolving handles prevent the inertia forces of the dumbbell putting load on your wrists and elbows, the cause of many injuries.

Our dumbbells effectively 'disconnect' your joints from the rotational forces of the weight.

CUSTOMISED ENDPLATES

Our specialist team of designers and AutoCad engineers transform your company's branding into a unique endplate design schematic. Using a custom computer-controlled, laser-cutting and etching process, we can take this schematic and create the most eye-catching branded dumbbells you've ever seen!



SCAN FOR
MORE INFO

Available in any set size or increments, every component is manufactured in our UK factory and all orders come with a lifetime warranty.



AVAILABLE OPTIONS:

Handle Grip width and type:

- 35mm Fixed
- 40mm Revolving (up to 40kg/85lbs)
- 50mm Revolving

Logo on the endplate:

- Your logo
- Watson logo

Weight range:

3 kg - 150 kg

10 lbs - 300 lbs

Weight to go up by:

- 0.5 kg
- 1 kg
- 2 kg
- 2.5 kg
- 5 kg
- 1 lbs
- 2 lbs
- 2.5 lbs
- 5 lbs
- 10 lbs

Want to add a rack for your new dumbbells?


We can add that to your order for you.

MARINE GRADE STAINLESS STEEL

Lifetime corrosion resistance with no zinc Or nickel coating to chip or wear

CNC MACHINED FOR ULTIMATE ACCURACY

Expertly manufactured in our UK factory



CUSTOMISABLE END PLATES

Laser cut and coloured to match your own branding in 1, 2 or 3 colours

360° REVOLVING HANDLE

Eliminates rotational stress on wrist and elbows with knurling design for extra grip



KETTLEBELLS



THE BEST-LOOKING KETTLEBELLS!

WORLD FAMOUS

For the past 2 years, we've been manufacturing our Pro Kettlebells. Manufactured in a similar way as our world-famous Pro Dumbbells with solid stainless steel billets, which can be branded with your custom logo or our Watson logo.

FRESH DESIGN

Are you tired of seeing black cast iron kettlebells? Or colourful plastic kettlebells which don't match your high-end facility, which you've put so much time, energy and money into making look the way you want. We have a solution.

CUSTOMISED

Whether these go in a commercial gym facility, hotel, personal training studio or home gym, you'll be sure these catch the eyes of all. Solid stainless steel billets which do not corrode or discolour as they age.

Customisable end plates can be made to suit your branding, matching our watching pro dumbbells or pro barbells.

NOT ONLY ARE THESE GREAT TO LOOK AT...

The pro-Kettlebells are Compact! Comfortable to use! Calibrated!

With a choice of any weight between 6kg - 30kg, you can pick the weight which is right for you or your facility.

REVOLVING HANDLES

The revolving handle on a kettlebell gives a truly unique feel. The fatter handle gives greater muscle fibre recruitment allowing much more opportunity for strength development. The centre of mass is a lot lower than a regular dumbbell, it changes the strength curve.

Sold in Pairs!



SCAN FOR
MORE INFO

If you just require single Kettlebells, then we can accommodate this.

AVAILABLE OPTIONS:

Handle Grip width and type:

- 35mm Fixed
- 50mm Revolving

Logo on the endplate:

- Your logo
- Watson logo

Weight range:

- 6 kg - 30 kg
- 13 lbs - 66 lbs

Weight to go up by:

- 1kg
- 2kg
- 3kg
- 1 lbs
- 2 lbs
- 3 lbs



BARBELLS



WORLD'S BEST BARBELL SYSTEM: 8 BARBELLS ON A CUSTOM REVOLVING RACK

NOT ONLY DO WE MAKE THE BEST DUMBBELLS! WE NOW ALSO MAKE THE BEST BARBELLS IN THE WORLD!

CALIBRATED

100% accurate. You will be lifting exactly what they say, just like our Pro Dumbbells. Perfect knurling for the ultimate feel! Never let your grip slip again.

CUSTOMISED

Other custom sets are available to suit your requirements - ask us for details. Just like our Pro Dumbbells, every barbell can be customized with your gym's logo allowing you to stand out from your competition.

SUITABLE FOR ALL

30mm thick bars, which are perfect for both men and women. Machined from solid Stainless Steel using the same Mazak Lathes that machine our Pro Dumbbells. Your choice of bar type: Straight or EZ



SCAN FOR
MORE INFO

LIFETIME GUARANTEE! IF YOU BREAK THEM (YOU WON'T), WE'LL FIX THEM.





WHY WATSON BARBELLS?

- Choose from Straight or EZ Bars
- Custom end plates with YOUR logo
- Indestructible
- 'Weigh What They Say' calibrated
- Lifetime warranty
- Choice of either rotating or fixed free rack
- 10 kg - 27.5 kg in 2.5-kilo increments (8 barbells)
- 10 kg - 45 kg in 5-kilo increments (8 barbells)



OLYMPIC WEIGHT PLATES



DURABILITY

We knew that Olympic Weight Plates that simply look incredible were just never going to be enough for our customers or us when we first looked at introducing these onto the Market.

We knew that to sit alongside our world famous Watson Pro Dumbbells; these new Weight Plates would have to be incredibly accurate in finish and weight; Thinner than any other plate; be customisable with YOUR Logo; Look amazing not just now but in 10/20/30 years' time.

UNBREAKABLE DESIGN

It's easy (and relatively cheap) to machine weight plates from Mild Steel; get them Zinc or Nickel plated, and they will look fine when they arrive with their new owner.

BUT, given a year or so of use, they will lose their shine and the coating will erode, chip or peel away. That is why we decided (helped by 15 years of experience manufacturing dumbbells) that the ONLY material to use would be Stainless Steel. No coating, just pure Stainless steel.

Anything else just wouldn't be right, like plastic vent controls on a Bentley, the wrong way to cut costs.

HOW DO WE MANAGE TO PRODUCE THESE WEIGHT PLATES AT A COST THAT MOST MANUFACTURERS COULDN'T EVEN BUY THE RAW STAINLESS MATERIAL FOR?

Firstly we buy a LOT of Stainless. Currently, over 80,000kg each month. These quantities mean we buy directly from the Mill at the very best prices.

Secondly, we have once again invested heavily into the latest and most efficient CNC Machining Centre that is set up purely to machine these new Weight Plates. We don't subcontract anything out, and we control everything at every stage.

The result is what we believe are the finest Olympic Weight Plates available. We hope you like them.



SCAN FOR
MORE INFO



AVAILABLE OPTIONS:

Dimensions:

1.25kg = 130mm Diameter x 16.7mm Thickness
2.5kg = 165mm Diameter x 20.6mm Thickness
5kg = 215mm Diameter x 21.6mm Thickness
10kg = 325mm Diameter x 18.3mm Thickness
15kg = 400mm Diameter x 17mm Thickness
20kg = 450mm Diameter x 18.3mm Thickness
25kg = 450mm Diameter x 22.4mm Thickness

Sets:

KG - 150 / 250 / 350 / 500

LBS - 230 / 410 / 550 / 810

Dimensions:

2.5lbs = 130mm Diameter x 15.5mm Thickness
5lbs = 165mm Diameter x 19mm Thickness
10lbs = 215mm Diameter x 19.8mm Thickness
25lbs = 325mm Diameter x 20.4mm Thickness
35lbs = 400mm Diameter x 18.7mm Thickness
45lbs = 450mm Diameter x 18.5mm Thickness

WHY WATSON WEIGHT PLATES?

- Solid marine grade stainless steel.
- No coating to peel or deteriorate
- Customisable with YOUR Logo.
- CNC machined to incredible accuracy.
- The thinnest plates are available!
- Lifetime warranty.
- Available in sets or pairs.





COMBE
GROVE

COMBE GROVE - BATH

FRAME COLOURS / FINISHES

ALL DONE BY OUR SPECIALIST TEAM AT OUR FACTORY IN SOMERSET, UK

We carry a phenomenal selection of available finishes for our metal frames which we look forward to sharing with you. Over the years we have had customers with very specific brand colours, which we have carefully matched. There's also been some really stylish combinations that have gone out. Whether you are looking for something classic or visualise a really unique look, we have you covered.



**BLACK
(SATIN)**
RAL 9011



**TEXTURED BLACK
(MATT)**
3730-T



**JET BLACK
(RIPPLE OR GLOSS)**
RAL 9005



CLEAR COAT



**WHITE METALLIC
(MATT)**
27703



**WHITE
(RIPPLE OR GLOSS)**
RAL 9003



**GUNMETAL
(SATIN)**
SW204G



**RICH GOLD
(GLOSS)**
F942-G



**CHROME SILVER
(GLOSS)**
TLM-H220-G



**SILVER ANTIQUE
(RIPPLE)**
F099-R



**COPPER ANTIQUE
(RIPPLE)**
4641-R



**GRAPHITE GREY
(RIPPLE OR GLOSS)**
RAL 7024



**BRIGHT RED
(RIPPLE OR GLOSS)**
RAL 3020



**WATSON RED
(RIPPLE OR GLOSS)**
RAL 3003



**DARK GREEN
(GLOSS)**
RAL 6001



**GREEN
(GLOSS)**
RAL 6018



**LIME GREEN
(RIPPLE)**
PANTONE 376



**LIGHT BLUE
(RIPPLE OR GLOSS)**
RAL 5015



**DARK BLUE
(RIPPLE OR GLOSS)**
RAL 5002



**PLATINUM SILVER
(GLOSS)**
RAL 9022



**ORANGE
(GLOSS)**
RAL 2004



**YELLOW
(RIPPLE OR GLOSS)**
RAL 1023



**PINK
(GLOSS)**
RAL 4003



**HOT PINK
(SATIN)**
PANTONE 226



**PURPLE
(GLOSS)**
5703-G



**TURQUOISE
(GLOSS)**
RAL 5018

WEIGHT STACK GUARDS

Guards are a great opportunity for adding brand awareness and will give your equipment that extra aesthetic touch. They can come personalised with your logo or as standard with the Watson logo with further option to have outer guarding or both inner and outer guarding. As well as all this, it provides an additional safety feature for certain facilities.






UPHOLSTERY

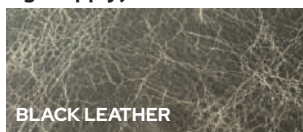

YOUR CREATIVITY AND IMAGINATION IS THE ONLY LIMIT

Do all benches have to be black? No way! Sure, if you want your bench black, let's make it for you, but how about adding your logo to it? Or what about the quilted look? Looking for something more eye catching? Vary the colours of the surfaces and the stitching for a really unique finish.

VINYL



REAL LEATHER (additional charges apply)




STITCHING & EMBROIDERY

Our stitching options come in a variety of colours and options - including 2-tone stitches.

Using your logo, the upholstery can be printed or embroidered to match your specific colours, helping to further reinforce your branding in your gym environment.

Want to stand out from the crowd? Order our premium Bentley, Lambo or Aston stitching.



STITCH COLOURS



WHITE



BLACK



GREY



DARK GREY



DARK BROWN



BRIGHT RED



ORANGE



SUNSHINE YELLOW



BLUE



LIGHT BLUE



GREEN



BRIGHT GREEN



PURPLE



PINK



FAWN

OUR SIGNATURE STITCHES

 **WATSON**



LAMBO STITCH



ASTON STITCH



BENTLEY STITCH



STANDARD DOUBLE STITCH

LOGO OPTIONS



CUSTOM PRINTED LOGO



WATSON LOGO



CUSTOM LOGO + STITCH

OUR GUARANTEE

If it breaks we will fix it

I PRIDE MYSELF ON OFFERING YOU THE VERY BEST GUARANTEE ON THE MARKET.
I personally stand behind every one of my Watson products.

Here's what I promise you with every product you buy from Watson Gym Equipment:



We guarantee 5 YEARS warranty
ON ALL CABLES.



We guarantee 5 YEARS warranty
ON ALL MOVING PARTS.



We guarantee LIFETIME warranty
ON ALL FRAMEWORK.

***"THERE IS NO SMALL PRINT WITH THIS.
IT'S VERY SIMPLE, IF IT BREAKS WE WILL FIX IT.***

I don't care how much it's been misused or what abuse you gave it to make it break, I promise if it breaks, we will fix it.

I also guarantee you the very best customer service on which I have built the business.

We guarantee your privacy and we will never pass your information onto any third party.

If you have any questions or queries regarding the products or service you have received from Watson Gym Equipment, please contact us."

Simon Watson



THE QUEEN'S AWARDS
FOR ENTERPRISE:
INTERNATIONAL TRADE
2021



WORLDWIDE SHIPPING

CALL US: 01373 455 550 for
more information



WARRANTY

Lifetime - On All Framework.
5 Years - on all moving parts.
5 Years - on all cables.

T: +44 (0)1373 455 550
E: info@watsongym.co.uk
W: watsongym.co.uk